

Factor Pairs Bingo Sheets

1, 4

4, 11

8, 12

8, 3

5, 2

1, 14

1, 6

8, 2

2, 7

8, 11

5, 2

8, 8

9, 8

4, 11

4, 9

8, 3

20, 1

8, 12

1, 4

4, 11

8, 11

6, 3

5, 2

2, 18

1, 6

8, 2

2, 7

8, 11

20, 1

8, 3

Factor Pairs Bingo Sheets

1, 4

4, 11

8, 11

7, 8

5, 2

2, 18

6, 3

10, 8

8, 9

8, 3

6, 6

12, 6

20, 4

10, 8

8, 9

8, 3

6, 6

12, 6

9, 8

4, 11

4, 9

8, 8

5, 2

8, 12

6, 6

10, 4

8, 12

8, 3

8, 8

12, 4

Factor Pairs Bingo Sheets

7, 8

10, 8

8, 9

8, 3

20, 4

12, 6

12, 4

3, 2

2, 7

8, 11

12, 2

8, 8

1, 4

10, 4

8, 12

8, 3

8, 8

12, 4

7, 8

4, 11

8, 9

8, 3

20, 4

1, 14

12, 3

4, 11

2, 9

8, 3


20, 2


1, 14



Factor Pairs

A task setting PowerPoint pack about factor pairs

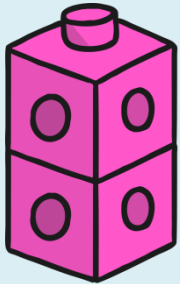




LO: To identify factor pairs for a number.

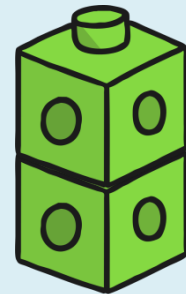
- To recall multiplication facts for **times tables up to 12**.
- To show factor pairs using **arrays**.

Starter



Get into pairs.

Collect 16 number cubes.

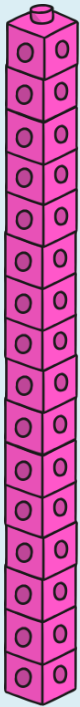


Can you arrange your 16 cubes in an array?
You can choose any array you like.

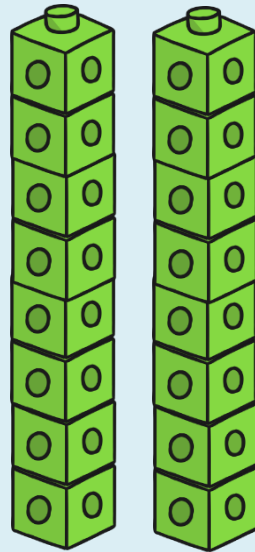
Remember, each column and row in your array must contain the same number of cubes.

Starter

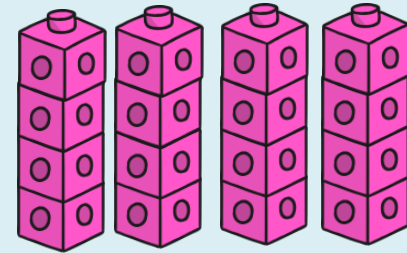
For the number 16 you can have 3 arrays.



$$1 \times 16 = 16$$



$$2 \times 8 = 16$$

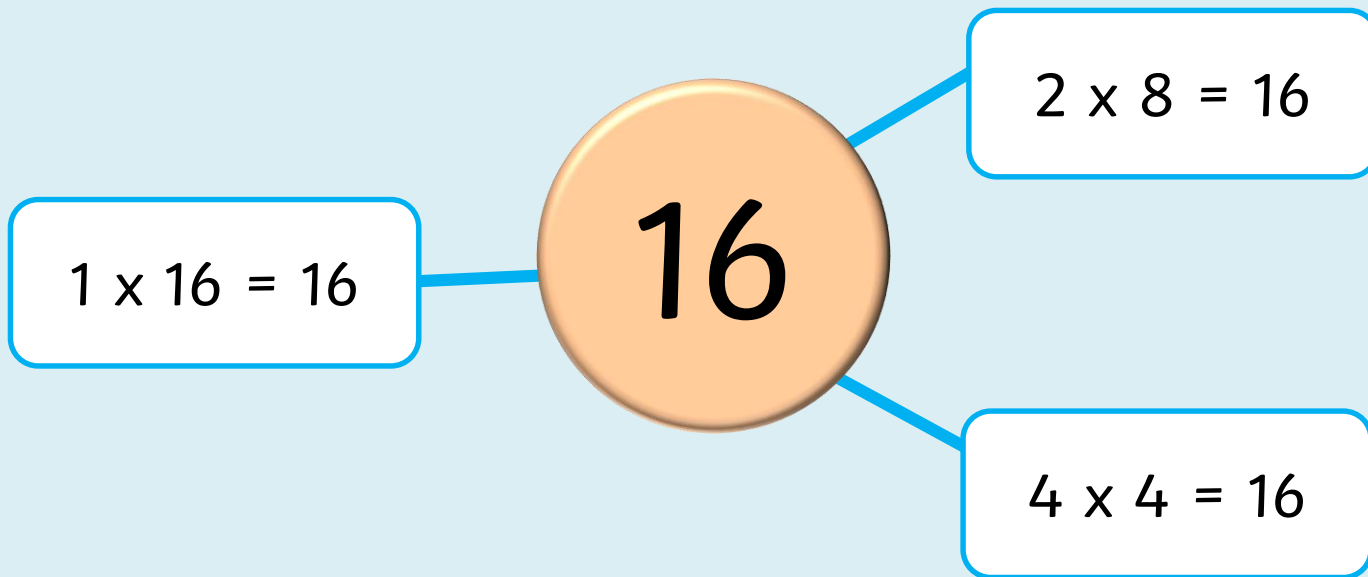


$$4 \times 4 = 16$$

Introduction

These arrays have shown us the different pairs of numbers that multiply together to make 16.

Pairs of numbers that **multiply** to make a particular number are called **factor pairs**!



Introduction

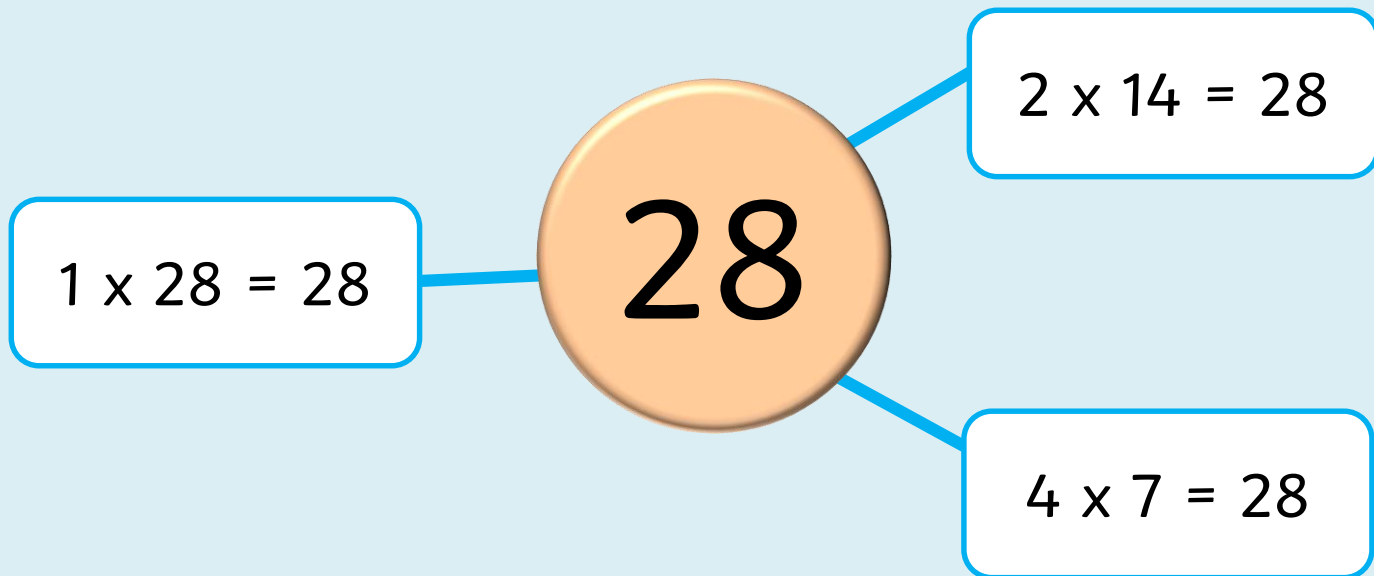
Lets see how many factor pairs we can think of for the number

28



Introduction

For the number 28, there are 3 factor pairs.

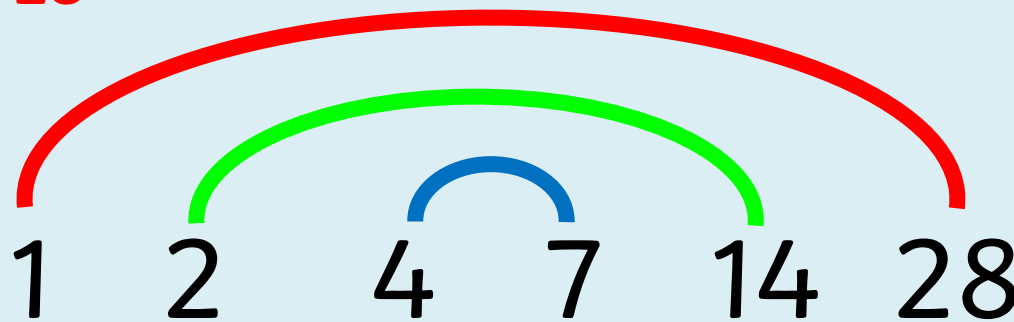


Introduction

Factor rainbows show us the different factor pairs for a number in a fun way!

1. Write out the factor pairs in numerical order.
2. Join the factor pairs back up with each other using the colours of the rainbow.

Factors of 28



Activity

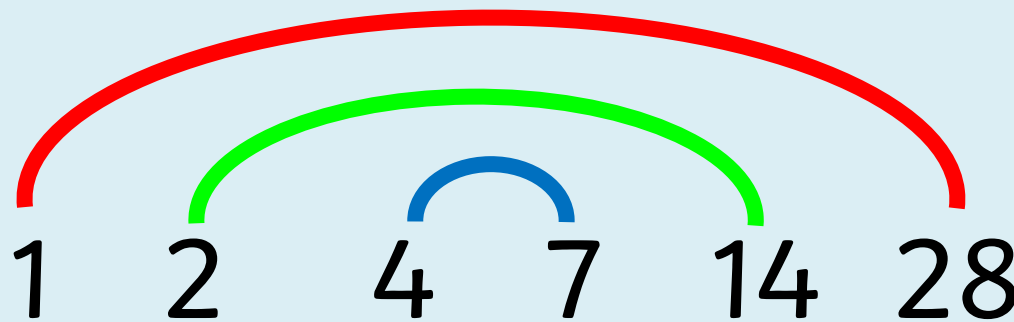
In your pair, make a poster to show the factor pairs for the number you are given.

Show the factor pairs using

Number sentences

Arrays

A factor rainbow



Activity

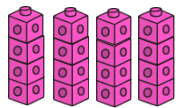
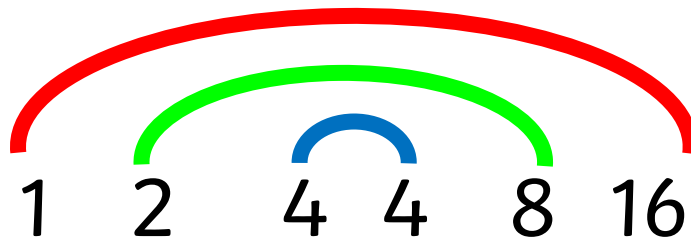
In your pair, make a poster to show the factor pairs for the number you are given.

Show the factor pairs using

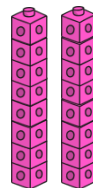
Number sentences

Arrays

A factor rainbow



$$4 \times 4 = 16$$



$$2 \times 8 = 16$$



$$1 \times 16 = 16$$

Extension

A **prime number** is a number that will only divide by **itself and 1**. That means that there is only one factor pair for a prime number, the number and 1.

Here is an example.

1,5

How many more prime numbers can you find?

Write the prime numbers as a factor pair.

Plenary



Factor Pair

Bingo!

Plenary

Factor Pair Bingo

- Each pair will be given a bingo card and on the bingo card are factor pairs.
- Numbers will be read out and you need to work out if any of your factor pairs belong to that number.
- If they do, circle your factor pair.
- When you have completed your sheet. Shout **bingo!**



Factor Pairs

LO: To identify factor pairs for a number.

- To recall multiplication facts for times tables up to 12.
- To show factor pairs using arrays.

Differentiation:

To differentiate the starter and main activities you could use ability pairing, helping the pairs maintain the same level of pace and difficulty.

Differentiation can also be achieved by giving specific numbers to pairs for the main activity. For example, you may give a lower ability pair '12' and a higher ability pair '96' to factorise.

Factor Pairs Bingo Numbers

(Read at random)

4	8	12	16	20
24	28	32	36	40
44	48	6	10	14
18	56	64	72	80
88	96			